

# City Manager's Report

June 2, 2025



# Table of Contents

Executive Summary .....	3
Human Resources .....	5
Finance .....	6
Development Services .....	14
Public Works .....	18
Engineering.....	22
Conference Center/Community Relations .....	26
Information Technology .....	29
Economic Development/Grants.....	30
Fire Department .....	34
Police Department.....	35




# Executive Summary

Mayor and Council,

School is out and summer is in full swing! We have lots of events happening this summer, including our weekly Farmer's Market, the fishing derby that was held in May and the upcoming Red, White and Boom Bash that is scheduled for Saturday, June 28<sup>th</sup>. We are also working on a list of summer activities being held by other Glenpool organizations that we can share for to help parents find fun things to do with their kids this summer.

As you review the following departmental reports, I hope you take notice of the number of different projects that have been completed or are in progress. Allow me to take a moment and highlight a few that are in the report and add a few others that I believe are informative.

- Pictured on the cover page this month is a photo of the Glenpool Fire Department joint advanced driver and aerial operations training exercise with participants from Jenks and Cushing.



- The City hosted the annual fishing derby at the Conference Center pond on May 10<sup>th</sup>. Thank you to our sponsors for this event: Glenpool Optimist Club and the Oklahoma Department of Wildlife Conservation. I also want to say thank you to all of our employees that came out to help these kids have an amazing time!
- Our pace of hiring has picked up lately and we have been able to fill several vacancies that have unfortunately been open for quite a while. I anticipate we will make offers to candidates for our two



open police officer slots soon and our final dispatcher position is set to start this month. We are currently taking applications for seasonal positions to assist with mowing and other park duties.

- The Hwy 75 Project continues to progress at a steady pace. We will continue to see traffic delays and construction-related heartburn throughout the project, but thankfully ODOT and the contractor have been responsive to our needs and requests. ODOT poured the last section of the bridge decking just after Memorial Day. We are told that the anticipated completion date is now in October.
- On the agenda, this evening you will see our final draft of the annual budget. Our team has worked hard to manage the budget while still allowing for employee raises. Based on feedback at the initial review and conversations since then, we are including several capital items and other projects as options for you to consider. These projects and purchases are not included in the current budget numbers, but we believe they are important projects to consider.
- The Development Services Department has received several preliminary plat applications that will be headed to the Planning Commission in June and July. A couple of these plats are for housing additions. This is good news as our new residential permits for 2025 are below our 2024 levels at this same time last year and our available lot count is dwindling.
- We are thrilled that David Agbetunsin, Jesse Hale and our partners at Garver and S3 Engineering were invited to speak at the recent American Public Works Association conference about our new sewer plant project. Additionally, David was asked to speak at the Tulsa Luncheon for the American Society of Civil Engineers about the project. Congrats to all of those involved!
- As you peruse this report, please check out the social media chart on page 29. While we are sixth among comparable Cities in total audience size (followers) for our City Facebook page, we are in the top three in total posts per month and are second only to Owasso as to the amount of engagement we see with our posts. Engagement is measured when someone likes, shares or comments on our posts. If you measure the total engagement per post, we rank first among comparable cities in the region with almost 94% of our posts garnering some type of engagement. This chart does not consider the other pages that we operate, including animal control, police department and conference center, nor does it take into account the other social media sites, like LinkedIn, X, and Instagram that we post on. Our internal and external teams do an amazing job managing these various communication channels!
- Upcoming Community Events/City Holidays:
  - Red, White and Boom Bash: June 28<sup>th</sup>
  - Independence Day Holiday: July 4<sup>th</sup>



As you can see from this report our teams are hard at work providing excellent service to our community. I am thankful for a team that strives relentlessly to fulfill our mission and core values.

**“What we can do for others is like throwing a pebble into a river—it starts small, but it continues to ripple until the furthest drop of water is touched.” – Dalai Lama**

David

# Human Resources

## **Open Positions**

We currently have 7 open positions. These vacancies include those new positions approved in the FY2024-2025 budget.

- Police Department: 3 Positions
  - Police Officer (2) – Candidates in the Background Process
  - Dispatch: (1) – Start Date of 06/02/2025
- Public Works: 3 Positions
  - Seasonal Parks Laborers (3)
- Conference Center: 1 Position
  - PT Event Coordinator – (External posting/interview process)

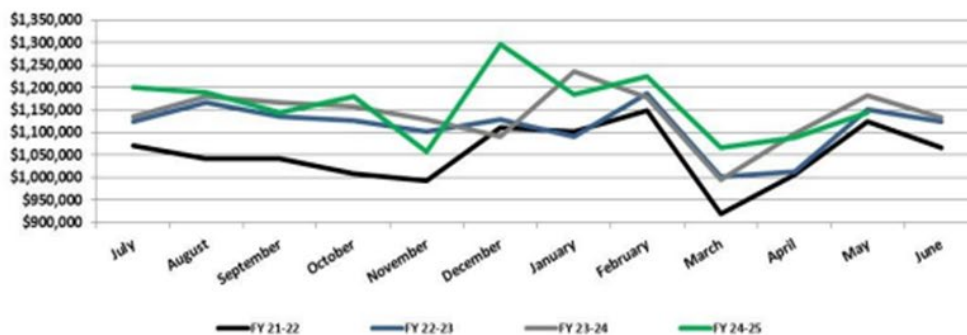


## SALES TAX

FY 24-25 Combined Sales Tax for all funds in May totaled \$1,144,582, 3.2% lower than FY 23-24 revenues for the same period. Further details on May financial results will be reported next month after the accounting period is closed.



Sales Tax Revenue by Month  
FY 24-25 Actual Compared to Previous 3 Fiscal Years Actual



## GENERAL FUND REVENUES

FY 24-25 General Fund revenues through April totaled \$13,923,912, which is \$275,101, or 2.0%, higher than FY 23-24 revenues for the same period. Year-to-date revenues are \$452,512 above budget., with Sales Tax, Investment Income, Intergovernmental, and Miscellaneous revenues all up.



## GENERAL FUND EXPENDITURES

FY 24-25 General Fund expenditures through April totaled \$12,734,179 or \$239,739 (1.9%) higher than FY 23-24 expenditures through the same period.. These expenditures were 10.3% under budget year-to-date.



### REPORT LEGEND

Better Than  
Expected



Expected, or  
Minor  
Variance



Monitor and  
Consider  
Taking  
Action



## SALES TAX REVENUES—ALL FUNDS



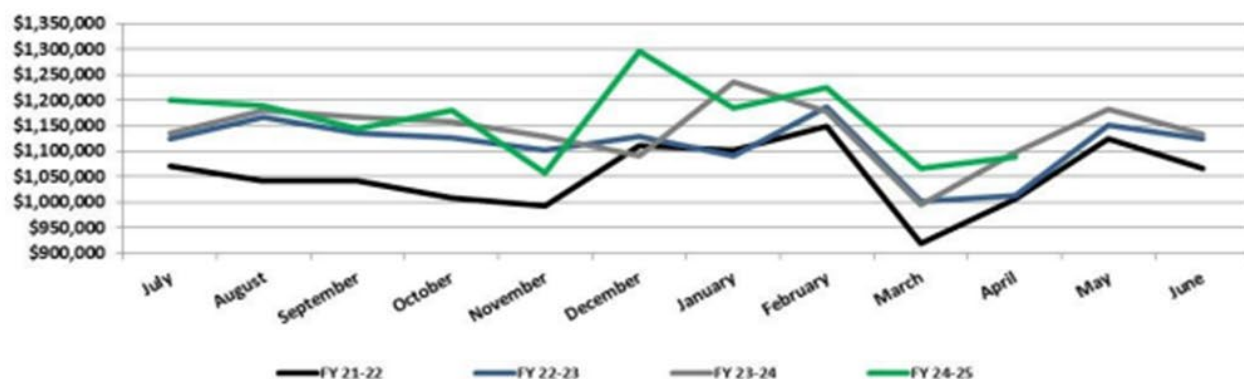
FY24-25 year-to-date Sales Tax collections through April were 1.3% above budget, and 2.4% higher than FY23-24 collections for the same period.

MONTH	COMPARISON TO BUDGET			COMPARISON TO PRIOR YEAR			PERCENTAGE	
	BUDGET	FY 24-25 ACTUAL	AMT INC/(DEC)	FY 24-25 ACTUAL	FY 23-24 ACTUAL	AMT INC/(DEC)	INC(DEC) BUDGET	INC(DEC) PRIOR YR
July	\$ 1,146,098	\$ 1,200,807	\$ 54,709	\$ 1,200,807	\$ 1,134,751	\$ 66,057	4.8%	5.8%
August	\$ 1,191,491	\$ 1,189,253	(2,238)	\$ 1,189,253	\$ 1,179,694	\$ 9,559	-0.2%	0.8%
September	\$ 1,179,101	\$ 1,145,631	(33,470)	\$ 1,145,631	\$ 1,167,426	(21,796)	-2.8%	-1.9%
October	\$ 1,168,926	\$ 1,181,483	12,557	\$ 1,181,483	\$ 1,157,352	\$ 24,130	1.1%	2.1%
November	\$ 1,140,169	\$ 1,056,590	(83,579)	\$ 1,056,590	\$ 1,128,880	(72,290)	-7.3%	-6.4%
December	\$ 1,102,348	\$ 1,295,899	193,551	\$ 1,295,899	\$ 1,091,433	\$ 204,466	17.6%	18.7%
January	\$ 1,248,631	\$ 1,183,889	(64,742)	\$ 1,183,889	\$ 1,236,268	(52,379)	-5.2%	-4.2%
February	\$ 1,189,584	\$ 1,224,229	34,645	\$ 1,224,229	\$ 1,177,808	\$ 46,421	2.9%	3.9%
March	\$ 1,004,070	\$ 1,065,806	61,736	\$ 1,065,806	\$ 994,130	\$ 71,676	6.1%	7.2%
April	\$ 1,108,582	\$ 1,090,028	(18,554)	\$ 1,090,028	\$ 1,097,606	(7,578)	-1.7%	-0.7%
May			-			-		
June			-			-		
<b>TOTAL</b>	<b>\$ 11,479,000</b>	<b>\$ 11,633,615</b>	<b>\$ 154,615</b>	<b>\$ 11,633,615</b>	<b>\$ 11,365,348</b>	<b>\$ 268,267</b>	<b>1.3%</b>	<b>2.4%</b>

Y-T-D Budget \$ 11,479,000  
 Y-T-D Actual 11,633,615  
 Y-T-D Variance 154,615  
 Y-T-D % Var 1.3%

Prior Year \$ 11,365,348  
 Y-T-D Actual 11,633,615  
 Y-T-D Variance 268,267  
 Y-T-D % Var 2.4%

**Sales Tax Revenue by Month**  
**FY 24-25 Actual Compared to Previous 3 Fiscal Years Actual**

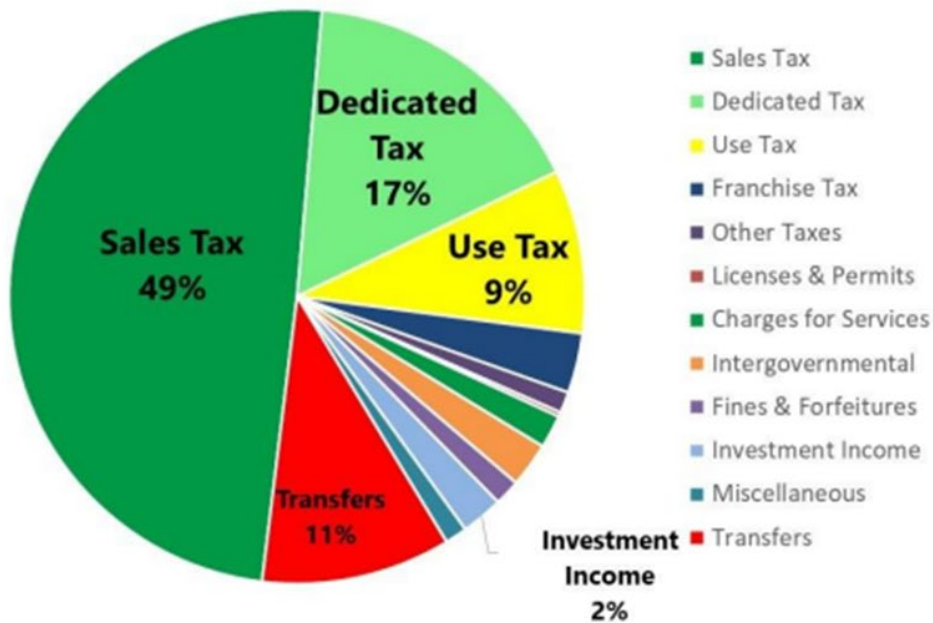


## GENERAL FUND YEAR-TO-DATE REVENUES

	YTD FY24-25 Budget	YTD FY24-25 Actual	Budget Over/(Under)	YTD FY23-24 Actual
Sales Tax	\$ 6,752,234	\$ 6,842,893	\$ 90,658	\$ 6,685,382
Dedicated Tax	2,250,745	\$ 2,281,352	30,607	2,228,461
Use Tax	1,252,302	\$ 1,246,049	(6,253)	1,159,541
Franchise Tax	529,167	\$ 468,514	(60,652)	494,726
Other Taxes	114,167	\$ 166,850	52,683	132,895
Licenses & Permits	65,500	\$ 42,024	(23,476)	50,411
Charges for Services	281,474	\$ 300,960	19,486	263,734
Intergovernmental	279,581	\$ 325,006	45,426	279,592
Fines & Forfeitures	167,083	\$ 213,953	46,870	180,229
Investment Income	241,998	\$ 318,689	76,691	505,750
Miscellaneous	37,150	\$ 217,622	180,472	168,092
Transfers	1,500,000	1,500,000	-	1,500,000
<b>Totals</b>	<b>\$ 13,471,400</b>	<b>\$ 13,923,912</b>	<b>\$ 452,512</b>	<b>\$ 13,648,811</b>

Over (Under) Budget year to date: 3.4%

Increase (Decrease) over prior year: 2.0%





# GENERAL FUND YEAR-TO-DATE EXPENDITURES

DEPARTMENT	YTD FY24-25 Budget	YTD FY24-25 Actual	Budget Under/(Over)	YTD FY23-24 Actual
General Government	\$ 1,486,324	\$ 1,294,147	\$ 192,178	\$ 1,210,144
Animal Control	143,739	133,417	10,322	126,705
Police Dept.	2,334,503	2,305,223	29,280	2,131,744
Dispatch	593,970	522,611	71,359	474,088
Fire Dept.	2,397,144	2,099,968	297,176	2,032,832
Emergency Mgt.	94,583	18,139	76,444	54,346
Development Services	499,969	445,059	54,911	636,543
Administration	829,699	739,831	89,868	480,759
Engineering	325,756	208,091	117,665	17,550
Streets & Parks	1,573,071	1,027,107	545,964	1,600,983
Transfers	3,925,519	3,940,588	(15,069)	3,728,745
<b>Totals</b>	<b>\$ 14,204,278</b>	<b>\$ 12,734,179</b>	<b>\$ 1,470,099</b>	<b>\$ 12,494,441</b>

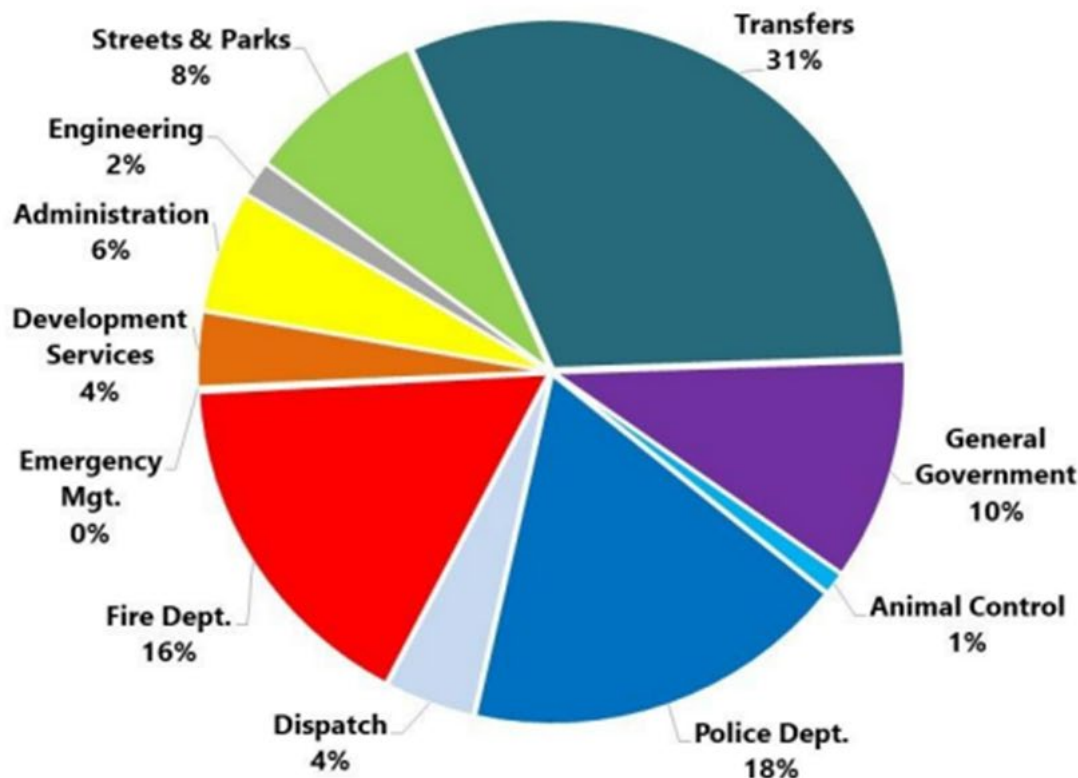
Under (Over) Budget year to date:

10.3%

Increase over prior year:

1.9%

**General Fund YTD Percent Expenditures by Department**



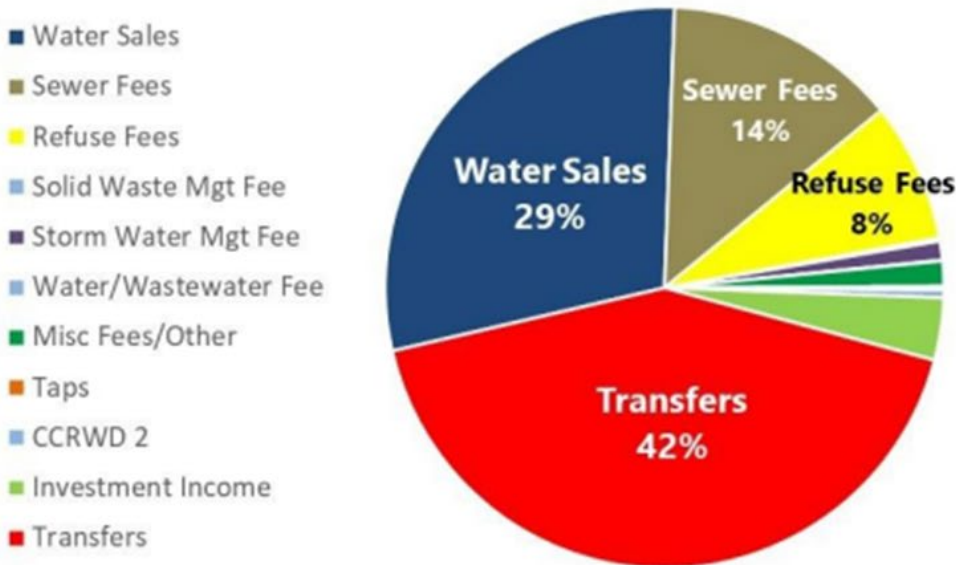
## GLENPOOL UTILITY SERVICES AUTHORITY YEAR-TO-DATE REVENUES

	YTD FY24-25 Budget	YTD FY24-25 Actual	Budget Over/(Under)	YTD FY23-24 Actual
Water Sales	\$ 2,575,285	\$ 2,589,798	\$ 14,513	\$ 2,500,759
Sewer Fees	1,211,539	1,207,151	(4,389)	1,173,401
Refuse Fees	718,369	723,278	4,909	706,216
Solid Waste Mgt Fee	18,333	17,000	(1,333)	16,763
Storm Water Mgt Fee	98,333	97,400	(933)	96,059
Water/Wastewater Fee	4,167	3,755	(412)	5,982
Misc Fees/Other	124,167	142,353	18,186	134,132
Taps	47,500	17,400	(30,100)	46,200
CCRWD 2	27,917	39,369	11,453	29,285
Investment Income	75,180	316,019	240,839	326,628
Transfers	3,758,853	3,781,352	22,499	3,728,745
<b>Totals</b>	<b>\$ 8,659,643</b>	<b>\$ 8,934,873</b>	<b>\$ 275,231</b>	<b>\$ 8,764,172</b>

Over (Under) Budget year to date: 3.2%

Increase over prior year: 1.9%

**GUSA YTD Revenues by Type**

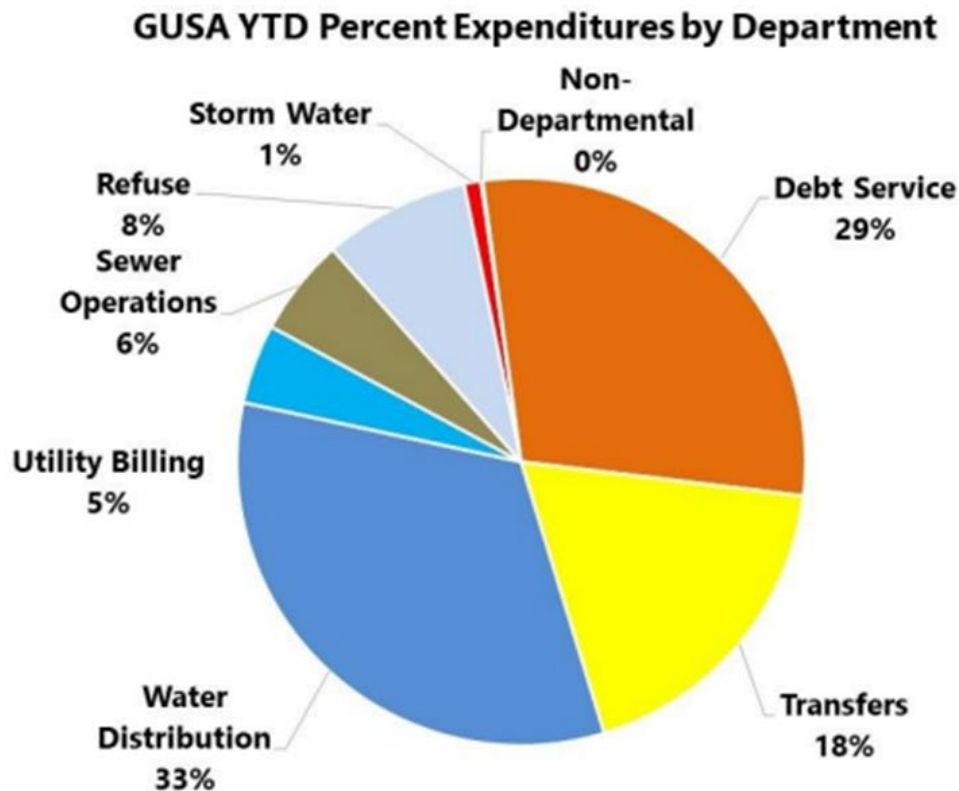


## GLENPOOL UTILITY SERVICES AUTHORITY YEAR-TO-DATE EXPENDITURES

<b>DEPARTMENT</b>	<b>YTD FY24-25 Budget</b>	<b>YTD FY24-25 Actual</b>	<b>Budget (Over)/Under</b>	<b>YTD FY23-24 Actual</b>
Water Distribution	\$ 3,133,328	\$ 2,701,333	\$ 431,994	\$ 2,704,262
Utility Billing	364,530	371,465	(6,934)	345,910
Sewer Operations	609,537	453,887	155,650	559,763
Refuse	759,417	679,904	79,513	693,379
Storm Water	147,500	77,115	70,385	-
Non-Departmental	7,716	8,603	(887)	7,622
Debt Service	2,374,661	2,374,661	(0)	2,351,913
Transfers	1,500,000	1,500,000	-	1,500,000
<b>Totals</b>	<b>\$ 8,896,688</b>	<b>\$ 8,166,968</b>	<b>\$ 729,721</b>	<b>\$ 8,162,849</b>

Under (Over) Budget year to date: 8.2%

Increase over prior year: 0.1%





# FUND DASHBOARD

FUND	REVENUES	EXPENDITURES	CHANGE IN FUND BALANCE
GENERAL FUND	\$13,923,912	\$12,734,179	\$1,189,733
GLENPOOL UTILITY SERVICES AUTHORITY FUND	\$8,934,873	\$8,166,968	\$767,905
GLENPOOL INDUSTRIAL AUTHORITY FUND	\$959,052	\$726,931	\$232,121
STREETS & INFRASTRUCTURE FUND	\$847,133	\$403,853	\$443,280
PUBLIC SAFETY CAPITAL FUND	\$694,497	\$724,058	<\$29,561>
PUBLIC SAFETY PERSONNEL FUND	\$1,466,604	\$1,374,040	\$92,564
CAPITAL FUND	\$115,007	\$367,267	<\$252,260>
ARPA FUND	\$4,759,299	\$1,954,885	\$2,804,414
PARKS AND RECREATION FUND	\$20,823	\$9,875	\$10,948
HOTEL FUND	\$234,995	\$205,822	\$29,173

# FUND DASHBOARD

FUND	REVENUES	EXPENDITURES	CHANGE IN FUND BALANCE
GENERAL FUND	\$11,277,267	\$10,233,675	\$1,043,592
GLENPOOL UTILITY SERVICES AUTHORITY FUND	\$7,273,843	\$6,909,889	\$363,954
GLENPOOL INDUSTRIAL AUTHORITY FUND	\$757,157	\$716,084	\$41,073
STREETS & INFRASTRUCTURE FUND	\$691,718	\$357,874	\$333,844
PUBLIC SAFETY CAPITAL FUND	\$567,427	\$509,259	\$58,168
PUBLIC SAFETY PERSONNEL FUND	\$1,198,074	\$1,125,788	\$72,286
CAPITAL FUND	\$90,259	\$365,752	<\$275,493>
ARPA FUND	\$1,613,241	\$1,378,551	234,690
PARKS AND RECREATION FUND	\$15,348	\$3,616	\$11,732
HOTEL FUND	\$186,907	\$162,783	\$24,124

# Development Services

Listed below are current development related activities within the City of Glenpool **through the month of May 2025**. These activities listed include Projects Under Construction, Planning Applications Under Review, Approved Projects Not Under Construction, Building Permits and Inspections, and Code Enforcement Activity. The most recent activities are highlighted in **red**.

## **Commercial/Industrial Projects Under Construction:**

- **C & C Office Complex** – A proposed 2,672 sf office building located 459 E 151<sup>st</sup> S. The existing single-family residence will be converted into an office building.
- **Brown Veterinary Clinic – S75 Business Park** – A proposed Veterinary Clinic located at the southeast corner of W 161<sup>st</sup> St. S and S Broadway St.

## **Commercial/Industrial Occupancy Permits Issued in May 2025:**

- **Quality HCPE (Office Warehouse)** – 15056 S. Dogwood St.
- **Ruff Wash (Dog Wash and Groom)** – 14050 S Peoria Ave Ste #103
- **Axis Healthcare (Medical Clinic)** – 12291 N. Casper St.

## **Earth Change Permits Issued:**

- **Eagle I Investments (The Lakes at Twin Mounds Commercial)** – Southwest corner of W. 161<sup>st</sup> Street and US 75. The owner is clearing, grading and preparing the 11-acre site for future commercial uses.
- **South 75 Business Park** – 2.5-acre site near northwest and northeast corner of 166<sup>th</sup> Street South and South Broadway Street. The owner is clearing, grading and installing drainage improvements to serve the area.
- **Grandview Heights Apartments North Expansion** – A 120-unit apartment project on 6.8-Acre Site-located at 12150 South Yukon Avenue. This is an expansion of the existing Grandview Heights Apartment project.
- **146<sup>th</sup> and Vancouver:** ODT staging and storage area for the US75 improvement project.



### Residential Projects Under Construction:

Subdivision Name		Lots Approved	Under Construction	Completed	Lots Available
1	Glen Hills I (Phase 1-6)	84	1	82	1
2	Glen Hills II (Phase 7-11)	78	0	73	5
3	Scissortail	88	8	65	15
4	Redbud Glen	74	10	32	32
5	Twin Ponds	25	0	2	23
Totals		349	19	254	76

○

### Planning Applications Under Review:

- **Annexation(s):**
  - **Selvidge Annexation:** An Annexation Application for a 6-acre site located on the south side of W 171<sup>st</sup> Street S approximately a quarter mile east of S 33<sup>rd</sup> Avenue.
- **Comprehensive Plan Amendment(s): No New Applications**
- **Zone Amendment(s): No New Applications**
- **Planned Unit Development (PUD):**
  - **Housley Group PUD** – A proposed Planned Unit Development (PUD 45) for an industrial development of a 14.63-acre site located on the north side of West 161<sup>st</sup> Street South, approximately a half mile east of U.S. Highway 75. The PUD proposes development and performance criteria for future industrial uses for the site.
  - **151-75 Crossing** – A proposed Planned Unit Development (PUD 45) for a mixed-use development consisting of light industrial and commercial uses. The subject site is 76.6-acres in size and is located on the southwest corner of US Highway 75 and State Highway 67.
- **Subdivision Plat(s) –**
  - **The Lakes at Twin Ponds** – A Preliminary Plat to subdivide a 94.0918-acre site into two-hundred and fifty-one (251) lots in nine (9) blocks and seven (7) reserve areas. The subject site is generally located on the south side of W 161<sup>st</sup> S and west of US75.
  - **Scissortail Phase 2** – A Preliminary Plat to subdivide an approximately 40.20-acre site into one-hundred and eleven (111) residential lots and four (4) reserve areas. The subject site is located east of E. 148<sup>th</sup> St. S and north of S. Poplar St.
  - **Housley Group Plat** – A proposed Preliminary Plat of a 14.63-acre site located on the north side of West 161<sup>st</sup> Street South, approximately a half mile east of U.S. Highway 75. The preliminary plat proposes to subdivide the site into three (3) lots.
- **Lot Split Application(s): No New Applications**
- **Site Plan Application(s): No New Applications**
  - **State Farm Office – Marvin Manns** – A Site Plan review of a proposed office building located at 201 E 141<sup>st</sup> St.

- **Specific Use Permits: No New Applications**
- **Variance(s): No New Applications**

#### Approved Projects Not Under Construction

- **McGraw Winfield Realtors** – A proposed 4,434sf office building located at 12189 South Yukon Avenue.
- **Carson Trails** – A 497-lot residential Planned Unit Development (PUD) located north and east of the northeast corner of West 181<sup>st</sup> Street and South Union Avenue directly adjacent to Eden South neighborhood. A subdivision plat for Phase I of Carson Trails PUD-43. The plat consists of 82 residential lots and four (4) reserve areas.
- **Grandview Heights Apartments North Expansion** – A 120-unit apartment project on 6.8-acre site located at 12150 South Yukon Avenue. This is an expansion of the existing Grandview Heights Apartment project.
- **Redbud Glen II** – A Preliminary Plat to subdivide a 25.729-acre site into sixty-seven (67) lots in eight (8) blocks and four (4) reserve areas. The subject site is generally located north of E. 149<sup>th</sup> Street S. and West of S. Elwood Ave.
- **Twin Ponds Phase II** – Preliminary Plat of a 12.29-acre site. The plat proposes subdividing the site into ten (10) lots and four (4) reserve areas. The subject site is generally located north of West 181st Street South – ½ mile west of Highway 75.

#### Items Scheduled for BOA Meeting – June 9, 2025- No items scheduled.

#### Items Scheduled for Planning Commission Meeting – June 9, 2025

- **Housley Group Plat** – A proposed Preliminary Plat of a 14.63-acre site located on the north side of West 161st Street South, approximately a half mile east of U.S. Highway 75. The preliminary plat proposes to subdivide the site into three (3) lots.
- **Scissortail Phase 2** – A Preliminary Plat to subdivide an approximately 40.20-acre site into one-hundred and eleven (111) residential lots and four (4) reserve areas. The subject site is located east of E. 148<sup>th</sup> St. S and north of S. Poplar St.
- **Selvidge Annexation** - An Annexation Application for a 6-acre site located on the south side of W 171<sup>st</sup> Street S approximately a quarter mile east of S. 33<sup>rd</sup> Avenue.

#### Current Residential and Commercial Building Permit Statistics

Current Active Residential Permits	<b>31</b>
Current Active Commercial Permits	<b>4</b>
New Residential Permits Issued <b>May 2025 (New Construction)</b>	<b>3</b>
New Commercial Permits Issued <b>May 2025 (New Construction)</b>	<b>0</b>
Residential Permits through <b>May 2025 (New Construction)</b>	<b>23</b>
Residential Permits through <b>May 2024 (New Construction)</b>	<b>37</b>
<b>Assessment Letters Issued in 2024 (Total)</b>	<b>0</b>
<b>Assessment Letters Issued in 2025 (Total)</b>	<b>2</b>

## Code Enforcement Activity for May 2025

ACTIVITY DESCRIPTION:	Totals			
Complaints received and investigated <b>Year to Date</b>	<b>570</b>			
Open public nuisance cases through <b>May 2025</b>	<b>23</b>			
CODE ENFORCEMENT CASES	Feb 2025	Mar 2025	Apr 2025	May 2025
	54	107	162	155
High grass:	-0-	-0-	-1-	-46-
Fire damaged structures:	-0-	-0-	-0-	-0-
Illegally parked vehicles:	2	5	14	6
Nuisance abatements (contractor):	-0-	-0-	-0-	-0-
Notices issued for residents with no water service:	-0-	-0-	-0-	-0-
Tulsa County Health Department citations:	-0-	-0-	-0-	-0-
Illegally placed signs:	37	91	92	47
Damage to public facilities citations:	-0-	-0-	-0-	-0-
Excessive trash & debris notices:	10	11	19	10
Dilapidated structures/property notices:	-0-	-0-	-2-	-0-
Trash can/receptacle placement notices:	-0-	-0-	-0-	-0-
Building demolition & removal:	-0-	-0-	-0-	-0-
Inoperable/abandoned vehicles:	5	-0-	-0-	6
Visual impairments caused by trees, shrubs, vehicles, basketball goals, etc. interfering with traffic flow:	-0-	-0-	-0-	-0-
Stagnant water causing mosquito issues:	-0-	-0-	-0-	
Pest issue:	-0-	-0-	-0-	-0-
Dilapidated fencing:	-0-	-0-	-0-	-1-
Noxious odor:	-0-	-0-	-0-	-0-



# Public Works

The following details of all work completed between April 25 – May 23, 2025

## Admin

- Attended APWAOK / OWEA joint conference in Norman
- Planned and hosted monthly Public Works luncheon
- Conducted weekly recycling pickups at PW and GCC for delivery to the MET
- Staff took trash cans to city hall for the fishing derby. Also returned them to shop.
- Public Works is fully staffed for the first time in many years.
- PM trained with PW Admin to have redundancy in entering purchase orders

## Streets

- Crack sealed – NA
- Filled potholes - 146<sup>th</sup> & South Waco, 138<sup>th</sup> and Fern
- Fixed downed streets signs – Elwood and Pecan Estates
- Cleaned storm drains – NA
- Picked up trash around town.
- Weeded – Fencelines on R.O.W.
- Placed steel plate over hole in street on Peabody

## Parks

- Black Gold
  - Mowed and Trimmed x2
  - Replaced Flag - took old flag to be repaired
  - Trim branches over trail
  - Sprayed weeds around fence line
- Kendalwood North
  - Mowed and Trimmed x1
  - Re-staked trees
- Kendalwood South
  - Mowed and Trimmed x1
- Lambert
  - Mowed and Trimmed x1 – North Side of creek
- Morris
  - Mowed and Trimmed x1
  - USSSA has utilized the fields two weekends this season
    - 5/2 – 22 teams
    - 5/10 – 18 teams
    - 5/17 – 23 teams

- Rolling Meadows
  - Mowed and Trimmed x1
- South County Soccer
  - Mowed and Trimmed x1
- Picked up trash and emptied trash cans daily at all city parks.

### **Facilities Maintenance**

- Finalized light pole base installation at USPS and Kendalwood North
- Finalized light pole installation at 1122A and Black Gold North Park
- Fabricated and installed two work benches at 1122B
- Light Check at City Hall
- General Maintenance at City Hall.
- Cleaned and tested 1122A pool weekly

### **Wastewater Treatment Plant**

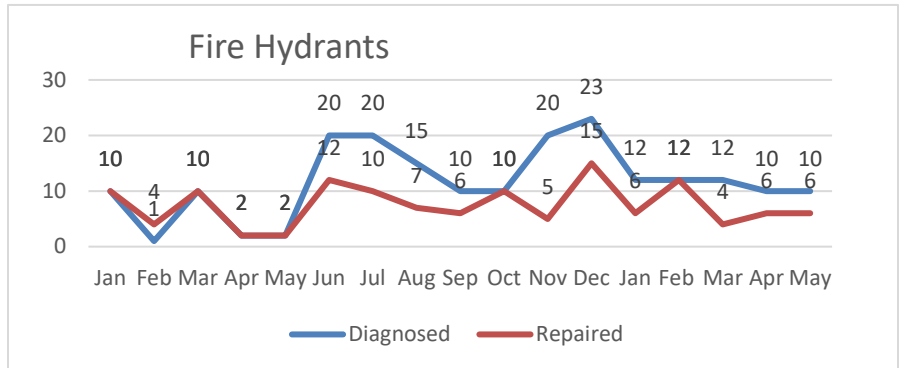
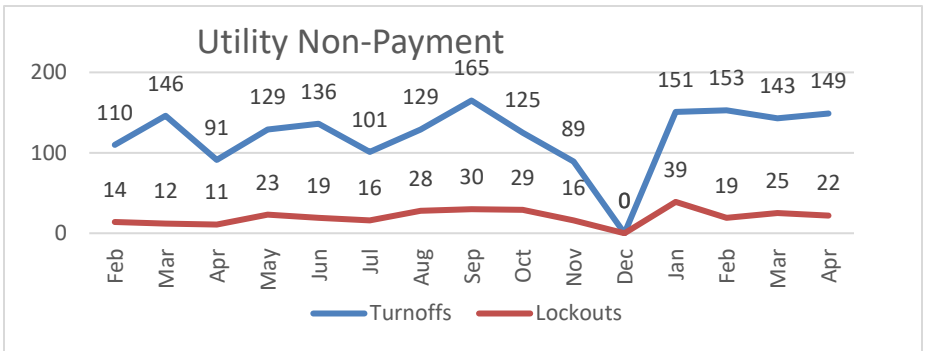
- Daily calibration and testing performed (CL, DO, pH)
- Daily readings performed.
- Daily flow monitoring performed.
- Daily addition of chemicals to lagoon
- Weekly Biological Oxygen Demand and Total Suspended Solids samples to Green Co. Testing
- Mowed, weeded, and sprayed (where needed)
- Vehicle and equipment maintenance performed.
- Only 3 of the 8 lateral lines are functional currently
- Running three 4" Venturi pumps as needed to raise DO in lagoon
  - The one remaining pump has parts on order.
- Blower status:
  - Blower 1: non-operational... needs motor & blower and will remain offline
  - Blower 2,3,4: functional
- Effluent Pump Station has 3 new VFDs, 2 refurbished pumps, 3 new check valves. These upgrades were needed to get the system through the new 3 years until the new plant is online. Additionally, the nonfunctional check valves were costing the city in wasted electricity as the pumps were recycling water needlessly.

### **Lift Stations**

- Inspected all lift stations
  - Cleaned floats
  - Repaired fencing and prepped for latch replacement on many stations.
  - Mowed, weeded, and sprayed all stations
- Assisted WWTF operator with daily tasks
- Newman LS second pump has been rebuilt and is awaiting installation
- Elwood LS is not keeping up with flow. Bypass pump is on site until rainy season ends
- Shell lift station has been having power issues that OGE is addressing
  - 2 motor starters have burned up as well as a control transformer
- Working out bugs with eLynx on new SCADA system


## Distribution

- 366 Utility locates
- 172 service orders completed for the utility office
- 149 turn offs for non-payment – (4/29)
- 25 lock outs for non-payment – (5/1)
- Performed monthly meter reads
- 12 leaks repaired (1 major, 11 minor, 3 pending)
- 1 meter(s) set (1 residential, 0 commercial)
- 2 pending meter sets (1 residential, 1 commercial)
- Bi-weekly water samples taken and PASSED
- Mowed, weeded, and sprayed (where needed) at water towers and booster stations
- Cleaned and serviced vehicles and equipment
- Repaired 1 Sewer Manholes
- Jetrodded 3 possible sewer backup(s) (1 on city side, 2 on customer side)
- Diagnosed 10 hydrants, put 6 back in service and ordered parts for all others.
- Booster Pump station on US75 at 131<sup>st</sup> has had its pin hole leak temporarily repaired. The station is now mostly isolated from distribution. Awaiting further instruction from city engineer on path forward.
- Elwood Lift Station has demonstrated that it can not keep up with flow during rain events. We have purchased a used bypass pump to use here whenever it rains.



## WWTF Build – UPDATE

Lots of activity has been occurring at the plant site. The digester foundation has been completed and the walls are starting to be poured. The UV foundation is being worked on,



but the constant rain has been a battle to keep dry. The ground work for the foundation of the SBR has started. New electrical lines have been trenched to the existing power, with the plan to have the new transformer set in the coming months. A new culvert has been placed on the driveway to drain water from property to the east.



## New Valve Exerciser Trailer

A long dormant program in the city is valve exercising. This is an exhausting task and can easily burn out staff. With this new trailer, valves can be easily exercised and valve bodies can be cleaned out at the same time. This light weight trailer can also be towed by any ½ ton truck or even taken off road with the UTV. With over 500 valves in the system, this trailer can knock out all valves in a month after the program has been running for a year or two. Until then, we have a lot of valve stems to clean, repair, and find.



# Engineering

## APWA/OWEA Conference 2025

The City of Glenpool, represented by City Engineer David Agbetunsin and Public Works Director Jesse Hale, participated in the OWEA/APWA Conference. On Tuesday, May 20, 2025, the City and its consultants delivered a technical presentation titled "From Aerated Lagoon to Advanced Mechanical Plant – Glenpool's 32-Year Journey." Presenters included David Agbetunsin, Srin Sundaramoorthy, and Cole Niblett.

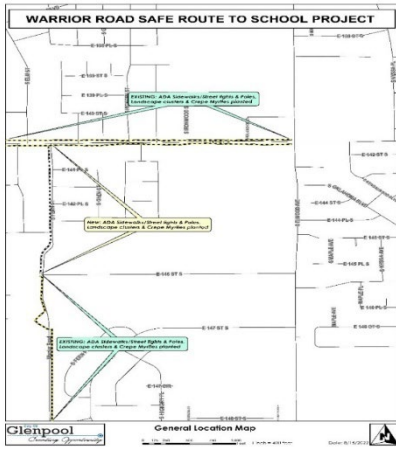


## ASCE Monthly Meeting – May 2025

City Engineer David Agbetunsin served as the guest speaker at the American Society of Civil Engineers Monthly Luncheon held on May 21, 2025. He delivered a presentation titled "Infrastructure Development in Glenpool: A Strategic Outlook on Capital Projects with a Focus on the Wastewater Treatment Plant."







### **Glenpool Safe Route to School Project JP#3810404**

The project establishes an ADA-compliant sidewalk network linking Glenpool Public School to Black Gold Park.

- Total cost: \$1,202,760 (City match: \$240,552 - paid).
- Kimley Horn was selected as the consultant.
- Contract signed by Kimley-Horn
- Received the Notice to Proceed from ODOT.
- The Kickoff Meeting will be scheduled soon.

### **Elwood Ave. Widening from 151<sup>st</sup> – 137<sup>th</sup> Street, State JP#36939(05)**

Expands 1.42 miles from two to four lanes, improving pavement, traffic flow, safety, and aesthetics.

- STP grant: \$902,880 (City match: \$225,720 - paid).
- RFQ issued November 19, 2024; responses received from 10 firms by December 17, 2024.
- Qualification-based selection is in progress.



### **TAP Grant Sidewalk Improvement Project on Warrior Road. JP#3802804**

The Warrior Road Project aims to construct a sidewalk from 146th to 141st Street, covering survey, environmental, geotechnical, and engineering studies, culminating in final design and project plans.

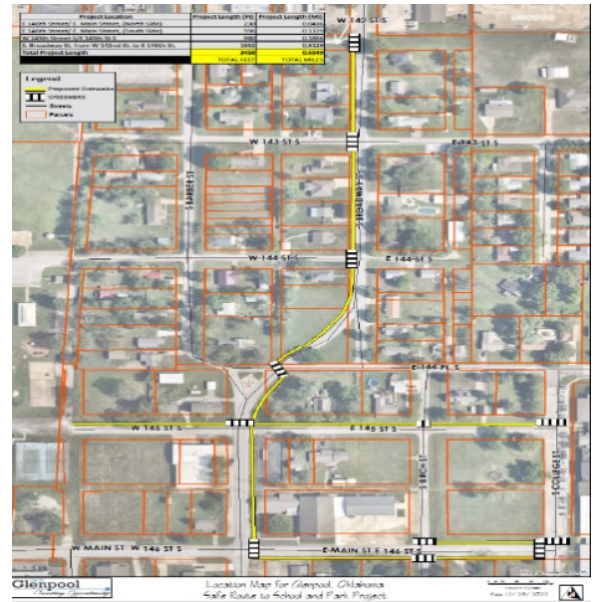
- Urban Funding Agreement received from ODOT.
  - Kimley Horn was selected as consultant.
  - City match: \$119,920 - paid.
  - Contract signed by Kimley-Horn
    - Awaiting Notice to Proceed

## **Sidewalk & Beautification Phase II Project JP#28845(05)**

Construction of 2 miles of sidewalks linking Glenpool School to the Glenpool Community Center along 146<sup>th</sup> street, Elwood Avenue, 141<sup>st</sup> street and Peoria Ave. Project includes installing decorative lighting along 141<sup>st</sup> street.

- Final plans and estimates received; under final review with ODOT.
- Transportation grant: \$550,800 (City match: \$137,700).
- Additional funding needed; applied for 2024 INCOG TAP grant.

The estimate for this project is summarized below:



Project	Description	Estimate
Base Bid	E 141 <sup>st</sup> Street North Side: Between Elwood Ave and Peoria Ave. S Peoria Ave: Between E 141 <sup>st</sup> St & Recreation Center	\$624,323.82
Add Alternate 1	E 141 <sup>st</sup> Street South Side: Between S Elwood Ave & S Peoria Ave	\$812,962.56
Add Alternate 2	S. Peoria Ave: In Front of Recreation Center to 137 <sup>th</sup> Pl	\$108,849.24
Add Alternate 3	E 146 <sup>th</sup> St: Between Warrior Road & S Elwood Ave. S. Elwood Ave: Between E 146 <sup>th</sup> St & E. 141 <sup>st</sup> St	\$998,925.36

This project was recommended to receive Transportation Alternatives Program grant by the INCOG Transportation Technical Committee. The grant award is \$1,500,974 in Federal Funds. Received the agreement for the grant. The agreement shall be presented to the Council at the June 2<sup>nd</sup> Council Meeting.

## **US 75/141<sup>st</sup> Bridge Project**

This project constructs a bridge on US-75 over 141<sup>st</sup> Street, providing frontage roads and signalization.

- Estimated duration: 315 days.
- Project cost: \$27.5M; lowest bid: \$31.4M (Sherwood Construction Co.).
- Currently under construction.



## **Stormwater Management**

Issued two (2) Notice of Violations (NOVs) to developers for erosion control violations at active construction sites within the City.

Complied and resubmitted the DEQ Annual Report for the 2024 calendar year. The report included updates on our Stormwater activities, compliance and community outreach activities.

## **Rolling Meadows Stormwater**

This project aims to address surface water runoff issues affecting residents of Rolling Meadows near Taylor's Pond Subdivision.

Crafton, Tull & Associates is the engineer for design (30% of design plans are received).



## **Community Development Block Grant**

- FY2024 grant: \$120,143 for Glen Village Addition II improvements (stormwater, sinkhole, and street repairs).
- Next step: Develop design and specifications.

## **Bicycle/ Pedestrian Masterplan Update**

This is an update to the City of Glenpool's Bicycle and Pedestrian plan, which would become part of the INCOG Regional Go Masterplan. The City entered into an agreement with INCOG on February 21<sup>st</sup>, 2024, to update the City bicycle/pedestrian plan. The selected consultant is RDG-Garver LLC.

Project is underway.

## **GIS Management**

Creating Story Map for Capital Improvement Projects in the City of Glenpool.

# Conference Center/Community Relations

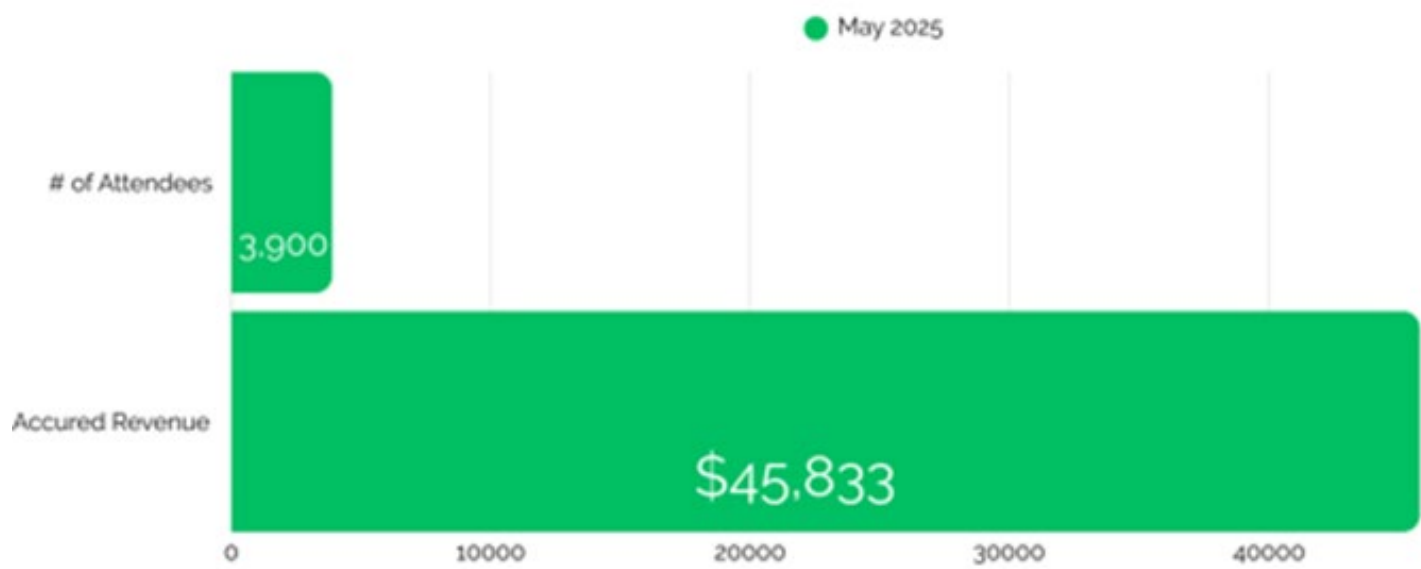
This report highlights the activities of the Community Relations Department and the Conference Center for March.

May was a busy and successful month at the Glenpool Conference Center, with over 40 events hosted throughout the month. Our venue served a wide variety of gatherings, including corporate trainings, school banquets, graduation celebrations, weddings, and quinceañeras.

## EVENTS TO HIGHLIGHT

We were honored to host several special events this month, including the **Jenks Swim Club Banquet**, the **Jenks Track & Field Banquet**, **SoCo Gymnastics** and **Ultimate Gymnastics** all of which brought together students, families, and community members to celebrate achievements and milestones in their sports and outside extra curricular activities.

May showcased the versatility of our space and the continued trust from local organizations and families who choose the conference center for their important events.










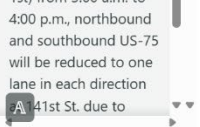















## Social Media Monthly Stats:

Account	Audience	New Audience	Published Posts	Impressions	Engagements
City	9,037	120	34	202,728	18,625
Conference Center	2,283	-2	19	18,371	74
Police Department	2,257	25	5	9,649	601
Animal Control	9,998	50	48	112,625	14,323

## Top City Social Media Posts for May:

 <p>City of Glenpool, Okla... Sat 5/10/2025 4:49 pm CDT</p> <p>Thank you to everyone who joined us this morning for the Kids Fishing Derby at City Hall Pond! It was a...</p>  <p>Total Engagements 3,233</p> <p>Reactions 251</p> <p>Comments 11</p> <p>Shares 21</p> <p>Post Link Clicks 2</p> <p>Other Post Clicks 2,948</p>	 <p>City of Glenpool, Okla... Sun 5/4/2025 8:00 am CDT</p> <p>Today on International Firefighters' Day, we're reminded just how fortunate Glenpool is to have such a...</p>  <p>Total Engagements 2,523</p> <p>Reactions 537</p> <p>Comments 25</p> <p>Shares 39</p> <p>Post Link Clicks 6</p> <p>Other Post Clicks 1,916</p>	 <p>City of Glenpool, Okla... Fri 5/16/2025 2:58 pm CDT</p> <p>Over the past two weeks, firefighters from Glenpool, Jenks, and Cushing came together for advanced driver...</p>  <p>Total Engagements 1,691</p> <p>Reactions 171</p> <p>Comments 2</p> <p>Shares 27</p> <p>Post Link Clicks —</p> <p>Other Post Clicks 1,491</p>	 <p>City of Glenpool, Okla... Wed 4/30/2025 3:30 pm CDT</p> <p>ODOT Traffic Alert On Thursday, (May 1st) from 3:00 a.m. to 4:00 p.m., northbound and southbound US-75 will be reduced to one lane in each direction A 41st St. due to</p>  <p>Total Engagements 1,598</p> <p>Reactions 99</p> <p>Comments 29</p> <p>Shares 91</p> <p>Post Link Clicks —</p> <p>Other Post Clicks 1,379</p>	 <p>City of Glenpool, Okla... Thu 5/15/2025 11:40 am CDT</p> <p>Great turnout at this morning's Morning BREW! Thanks to everyone who joined us for coffee and...</p>  <p>Total Engagements 1,528</p> <p>Reactions 71</p> <p>Comments 5</p> <p>Shares 2</p> <p>Post Link Clicks —</p> <p>Other Post Clicks 1,450</p>	 <p>City of Glenpool, Okla... Thu 5/8/2025 3:00 pm CDT</p> <p>Significant progress is being made at the new wastewater treatment facility! Foundation work is underway fo...</p>  <p>Total Engagements 1,453</p> <p>Reactions 193</p> <p>Comments 30</p> <p>Shares 32</p> <p>Post Link Clicks 1</p> <p>Other Post Clicks 1,197</p>
---	---	--	---	---	--

## City Comparative Performance Overview:

Profile	Audience	Net Audience Growth	Published Posts	Public Engagements	Public Engagements per Post	% Audience Growth
Your Profiles Average	9,037.00	120.00	34.00	3,184.00	93.65	1.35%
Competitor Profiles Average	10,624.50	163.17	49.67	1,581.83	31.85	1.56%
1  City of Owasso, OK ...	13,230	537	176	6,350	36.08	4.23%
2  City of Sand Spring...	11,438	49	17	596	35.06	0.43%
3  City of Bixby - Muni...	11,206	85	26	324	12.46	0.76%
4  City of Jenks - Muni...	10,671	111	29	575	19.83	1.05%
5  City of Coweta	9,539	173	43	1,518	35.30	1.85%
6  City of Glenpool, ...	9,037	120	34	3,184	93.65	1.35%
7  City of Sapulpa Gov.	7,663	24	7	128	18.29	0.31%

# Information Technology

## **Phone System Update**

The final steps to new 3CX phone system are currently in the works, and we will be working with BTC (current vendor) to port all phone numbers. Training will take place two days prior to cutover. The new phone system has many features that will improve phone performance for all employees. It will also give us the ability to make/update changes in-house. These additional features will also make incoming calls to the City of Glenpool an improved experience and anticipate less hold times and call routing improvements.

## **Cyber-Security Grant**

IT is collaborating with Police Chief Jeremy Plane to replace critical antiquated hardware and repurpose old server for back-up storage.

## **Security System Upgrade**

IT will also be working alongside the police to update our current security cameras and access control system. This will enhance the current system and make management easier across a single platform.

## **Future Projects**

IT department is also working on evaluating the current software provider and seeing what departments' needs that are/aren't being met. There are many areas within our current provider that need improvement.

## **Website Redesign**

I am currently working on updates to our current City of Glenpool website and will begin working with Civic Plus on entire website refresh beginning in July.



# Economic Development/Grants

## Business, Retention, & Expansion (BR&E)

- **Morning BREW:** The Glenpool Chamber of Commerce, in partnership with the Economic Development Department and Keller Williams, hosts monthly gatherings for local businesses, offering coffee, networking, and valuable resources. The May event, sponsored by Curtis Evans (Brian Frere Team – Keller Williams Realty), featured updates from Beth Miller, who shared the growth of the Glenpool Farmers Market (now 60+ vendors, Saturdays 8 a.m.–12 p.m. through Oct. 11); Jake & Paisli Hanson, who introduced Empire Fitness, a new 24/7 gym with family-friendly amenities located behind Roast House; and Jesse Hale, who announced the opening of Wildcatter Run Disc Golf Park at Morris Park (Hwy 75 & 121st). The event drew strong attendance and positive engagement. **Next Morning Brew: June 19 at Roast House**



## Commerce Incentives

- **Oklahoma Innovation Expansion Program (OIEP):** This competitive state incentive supports high-impact capital investment and job growth across key industries. To qualify, businesses must be for-profit, located in Oklahoma, maintain at least \$625,000 in annual payroll, and plan a minimum \$50,000 capital investment.
- For the 2025 cycle, the Oklahoma Department of Commerce received 266 applications and approved 201 projects — a 76% approval rate statewide. These projects are expected to create 967 new jobs and generate \$52 million in new payroll, representing \$82 million in capital investment across 64 Oklahoma communities.
- **Glenpool's Achievement:** Three Glenpool companies were approved for OIEP funding, receiving a combined \$255,000 in awards. We will continue working with Glenpool businesses to promote OIEP and other Oklahoma Department of Commerce incentives as we prepare for the 2026 application cycle.

## New Business/Sites

- **Housing Study – Proposals Under Review:** We are currently accepting and evaluating proposals to conduct a Comprehensive Housing Study for Glenpool. Proposals under consideration include a range of deliverables such as digital reports, online dashboards, stakeholder engagement, and public surveys. The selected study will help guide future housing strategies in response to Glenpool's continued growth.
- Hosted an informal conversation with seven local home builders and developers on May 16 to discuss housing trends, gaps, and opportunities in Glenpool. The session provided valuable, constructive feedback on factors that help or hinder residential U.S.-based startup seeking a site for headquarters relocation and industrial manufacturing.
- Met with a local property owner on April 9 to discuss his vision for the site, explore potential development concepts, and identify opportunities for City support. A follow-up meeting with a potential developer took place on May 14, where conceptual plans were shared and discussed. Next steps have been outlined, and all parties plan to reconvene for continued collaboration.
- We expect an announcement soon from the buyer of the Blue Compass site outlining their plans for this addition to Glenpool.





- RFP (Request for Proposal) Submission – Submitted a privately owned Glenpool property in response to a Tulsa Area Chamber RFP for a
- development, informing us of our efforts to better support and attract future projects

### Travel/Training/Misc:

- OU Economic Development Institute (OUEDI): Attended the Spring session of this nationally recognized program in Kansas City from April 27–May 1, beginning coursework in Credit Analysis and Real Estate & Reuse. Participated alongside 19 fellow Oklahomans, including four recent graduates of the program. The Institute, offered through the University of Oklahoma, equips professionals to drive growth and create opportunities in their communities.
- We conducted a comprehensive review of available tools to identify the best fit for business recruitment, site selection and development, real-time tourism and hospitality insights, small business support, and competitive analysis. In partnership with the Conference Center, we selected a platform and are currently participating in onboarding and training. We look forward to sharing regular updates based on the insights it provides.
- Met with our Commerce and Manufacturing representatives on May 8 to discuss business retention and expansion strategies, Glenpool’s OIEP award recipients, and potential workforce training opportunities.
- Participated in the Select Oklahoma meeting in Oklahoma City on May 13, which included legislative updates and a presentation by Kyla Guyette, Oklahoma’s Chief Workforce Officer. She discussed the Commission’s early efforts to better coordinate workforce programs across the state, address talent gaps, and support employers by aligning training opportunities with industry needs.
- Attended the Rose Rock Bridge Showcase in Tulsa on May 15. This event highlights innovative energy startups pitching pilot opportunities with Oklahoma’s major energy companies — supporting entrepreneurship while helping our legacy industry lead in innovation.
- Scheduled to participate in the Tulsa Regional Chamber Manufacturers Council on May 21 in Tulsa, which will feature a panel discussion on navigating current and future tariff challenges, as well as presentations by sponsor JMARK and host Muncie Power Products.
- Scheduled to participate in Tulsa’s Future Economic Development Roundtable on May 22 in Tulsa, with a focus on research tools valuable to local communities, updates on the current project pipeline, and peer discussion among regional economic developers.
- Scheduled to meet with Tulsa’s Future VP of Economic Development on May 29 to discuss resources and strategies available through the Manufacturers Council to support Glenpool’s local manufacturing community.



**Grants:** May 2025, Beth Miller (Grants – Special Projects Coordinator)

- **Applications being actively worked for Council consideration**
  - Opioid Grant Application – Due June 13<sup>th</sup>.
  - Oklahoma Department of Transportation Modification

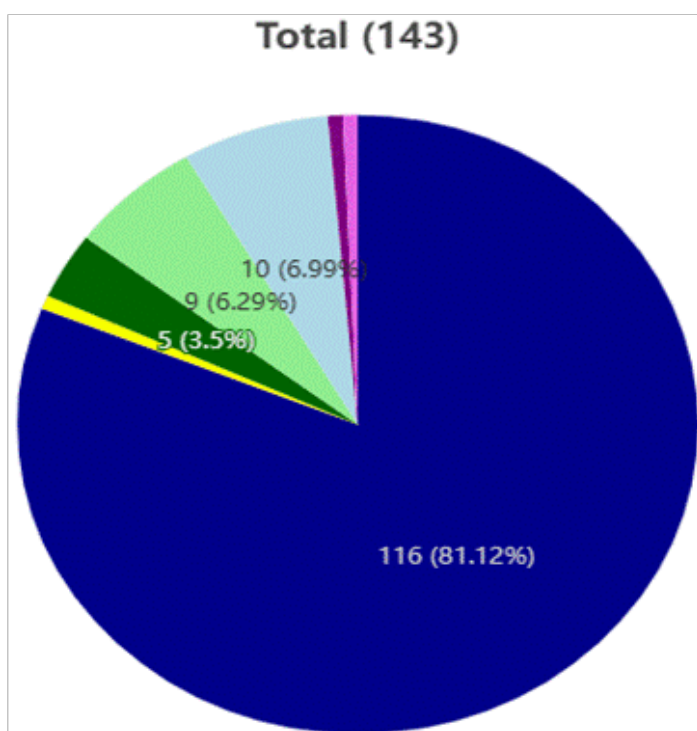
# Fire Department

## Glenpool Fire Department Operations May 2025

CM Report

4/28/25-5/22/25

Run Type	# of Calls	Totals Calls
EMS Runs	116	<b>143</b>
Fire Runs	27	
Overlapping	21	



Incident Type Series	
116	3 - Rescue & Emergency Medical Service Incident
1	4 - Hazardous Condition (No Fire)
5	5 - Service Call
9	6 - Good Intent Call
10	7 - False Alarm & False Call
1	8 - Severe Weather & Natural Disaster
1	9 - Special Incident Type

143



# Police Department



## STAFFING

We are currently operating with two officer's positions unfilled. We are actively working to fill both roles through our current pool of applicants, several of whom are now undergoing background checks.

## HEADLINES

During the week of May 12–16, we joined in observing National Police Week. In recognition of their service, the department presented our officers with custom-engraved handcuffs and new water bottles as tokens of appreciation.

May 1-20, 2025

<b>Calls for Service</b>	<b>868</b>
<b>Arrest</b>	<b>6</b>
<b>DUI</b>	<b>9</b>
<b>Collison</b>	<b>31</b>
<b>Alarm Calls</b>	<b>29</b>
<b>Animal Control</b>	<b>18</b>
<b>Burglary</b>	<b>3</b>
<b>Disturbance</b>	<b>8</b>
<b>Domestic</b>	<b>13</b>
<b>Fraud</b>	<b>3</b>
<b>Harassment</b>	<b>5</b>
<b>Larceny</b>	<b>12</b>
<b>Loud Noise</b>	<b>2</b>
<b>Motorist Assist</b>	<b>22</b>
<b>Suspicious Activity</b>	<b>20</b>
<b>Threats</b>	<b>5</b>
<b>Traffic Stops</b>	<b>326</b>



Always be **truthful** & **transparent**.

# OUR CORE VALUES

Savor  
the journey.

Show that you **care**.  
Create **WOW** moments.

Make learning a **habit**.

**OUR MISSION: DEVELOPING A CULTURE OF TRUST  
TO BETTER SERVE OUR COMMUNITY**